



iviewkorea

DOC. NO.

RD- TM400I6XUA -H-001

REV.

PAGE

DATE

TM400I6XUA

01

1 OF 6

2009.9.01

TM400I6XUA

**IR Touch 40'' Matrix Module
(Interface USB Type)**

RoHS Compliance

IVIEWKOREA

www.iviewkorea.com# 1705, 660 Gasan-dong,

Geumcheon-gu, Seoul, South Korea

TEL : 02. 2038. 8570

Our Signature	Design	checked	Approved

For Customer Approval			

Please return one of these to us immediately with your Signature for Approval

A4 (210mm×297mm)



Contents

1. Specification	-----	3
2. Electrical	-----	4
3. Interface (Connector & Cable)	-----	4
4. Dimension & View	-----	5
5. Warranty	-----	5

Revision History

Rev	Date	Description	Remark
01	2009.09.01	Start	Ver A



1. Specification

Item	Description
Detection	Infrared interruption detecting system with infrared sensors
Detection Area	888.4(H) X 501 (V) mm
An optical element Space	6.0 (H) X 6.0 (V) mm
The number of optical elements	147 (H) X 83 (V) pcs
Dimension	977.8 (H) x 590.4 (V) x 14.9 (D) mm
Touch plate	Standard) Tempered glass (4T)
Scanning Rate	Normal Mode : 25msec (Typ) Sleep Mode : 50msec (Typ)
Resistance of ambient light	Side light 5,000 Lx (incident angle 20°) Front light 60,000 Lx (incident angle 90°)

Interface) USB


Item	Description
Interface	USB2.0
Signal	D+ , D- , VBUS, GND
Speed	12MBps (Full Speed)
Transfer Mode	Interrupt Mode

2. Electrical & Environmental

Item	Description
Supply voltage	DC +5V
Current	500 mA
Temperature	Operation : 0 ~ 50℃
Humidity	Operation : 0 ~ 85%

3. Interface


1).Connector - UART / USB – CN1 (SMW200-10G/Yeonho)



Pin No.	Description	Pin No.	Description
1	VCC(VBUS) +5V	6	USB DP
2	RS232 Tx	7	SAMBA BOOT
3	RS232 Rx	8	OSD Tx
4	GND	9	OSD Rx
5	USB DM	10	GND

2).Cable

(1) Define - USB Touch interface Cable



SMH200-10/Yeonho



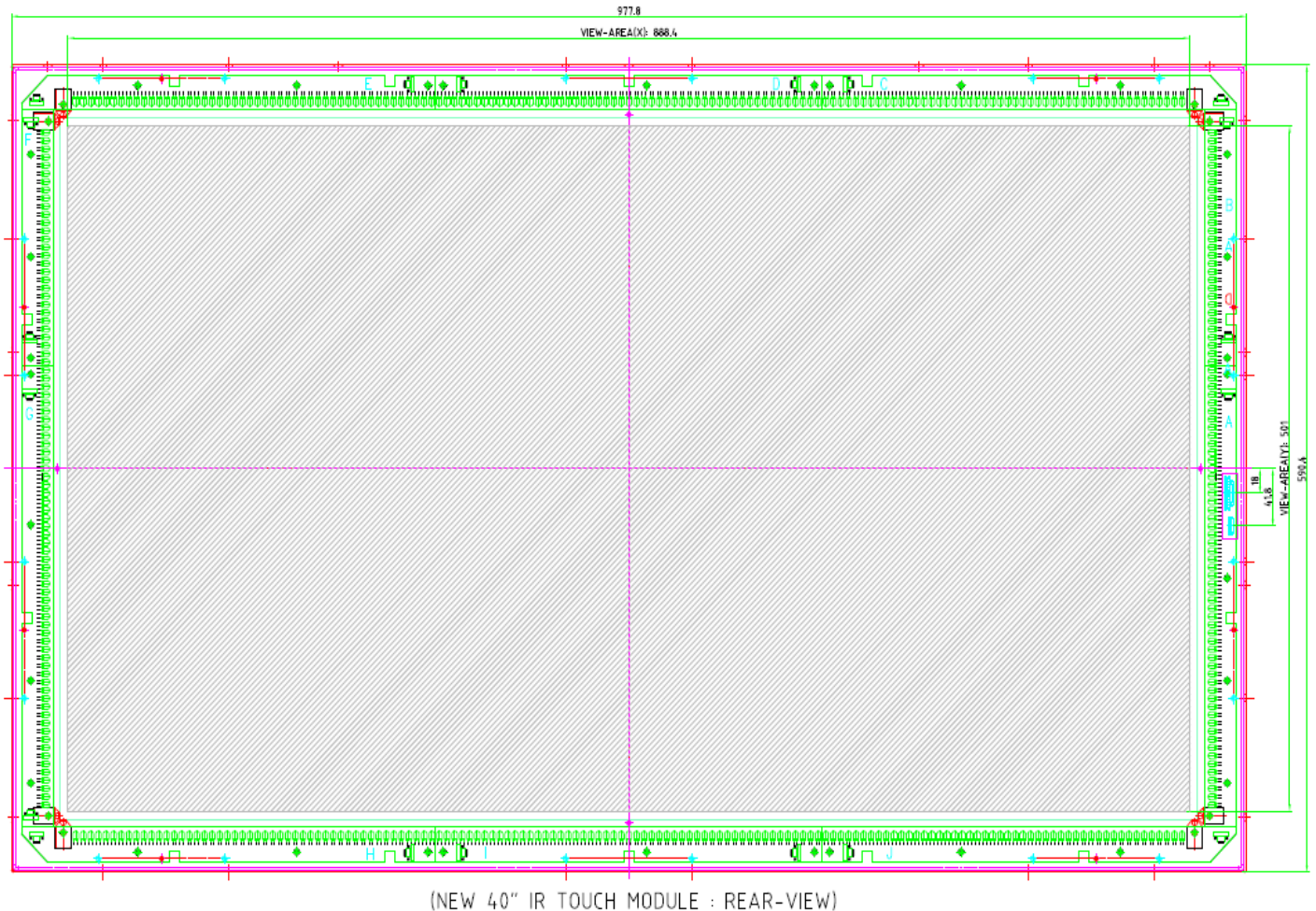
- USB CONNECTOR (Connection -- Main Computer)

Pin No.	Description
1	VBUS
2	D-
3	D+
4	GND

- SMH200-10/YEONHO (Connection -- This Module)

Pin No.	Description	Pin No.	Description
1	VCC	6	D+
2	NC	7	NC
3	NC	8	NC
4	Shield	9	NC
5	D-	10	GND

4. Dimension & View



5. Warranty

This product manufactured to this specification should be capable of meeting all characteristics for 12 Months from the delivery date of Hwayoung Systems Co., Ltd. when stored and used as specified in this document.

Use of this product outside the specified criteria herein will negate the 12 Months warranty
The damages (defaults) described below are NOT covered under the warranty.

- User fault through lack of care.
- User fault through intentional dismantle or attempted repair.
- Damage caused by natural disaster. (Fire, Flood, Earthquake, Lightening, etc.)
- Replacement of any parts.